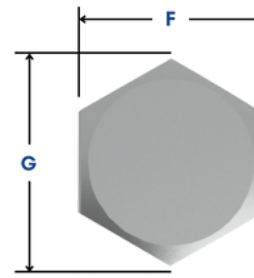
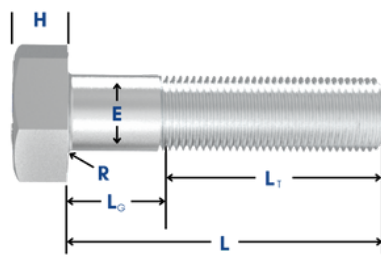




NiCKEL
SYSTEMS



nickel-systems.com
sales@nickel-systems.com
(215) 855-5633

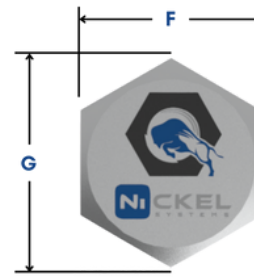
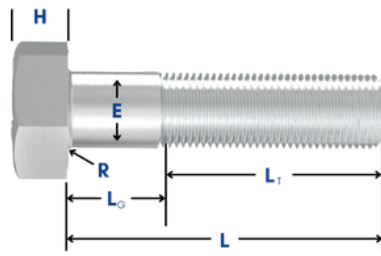
ANSI B 18.2.1-2012

Nominal Size or Basic Product Diameter	E		F			G		H			R		L _T		
	Full-size Body Diameter		Width Across Flats			Width Across Corners		Height			Radius of Fillet		Nominal Thread Length for Bolt Lengths		
	Max.	Min.	Basic	Max.	Min.	Max.	Min.	Basic	Max.	Min.	Max.	Min.	6 in. and Shorter	Over 6 in.	
													Nom.	Nom.	
3/8	0.3750	0.388	0.360	11/16	0.688	0.669	0.794	0.763	1/4	0.268	0.226	0.03	0.01	1.000	1.250
1/2	0.5000	0.515	0.482	7/8	0.875	0.850	1.010	0.969	11/32	0.364	0.302	0.03	0.01	1.250	1.500
5/8	0.6250	0.642	0.605	1-1/16	1.062	1.031	1.227	1.175	27/64	0.444	0.378	0.06	0.02	1.500	1.750
3/4	0.7500	0.768	0.729	1-1/4	1.250	1.212	1.443	1.383	1/2	0.524	0.455	0.06	0.02	1.750	2.000
7/8	0.8750	0.895	0.852	1-7/16	1.438	1.394	1.660	1.589	37/64	0.604	0.531	0.06	0.02	2.000	2.250
1	1.000	1.022	0.976	1-5/8	1.625	1.575	1.876	1.796	43/64	0.700	0.591	0.09	0.03	2.250	2.500
1-1/8	1.1250	1.149	1.098	1-13/16	1.812	1.756	2.093	2.002	3/4	0.780	0.658	0.09	0.03	2.500	2.750
1-1/4	1.2500	1.277	1.223	2	2.000	1.938	2.309	2.209	27/32	0.876	0.749	0.09	0.03	2.750	3.000
1-3/8	1.3750	1.404	1.345	2-3/16	2.188	2.119	2.526	2.416	29/32	0.940	0.810	0.09	0.03	3.000	3.250
1-1/2	1.5000	1.531	1.470	2-3/8	2.375	2.300	2.742	2.622	1	1.036	0.902	0.09	0.03	3.250	3.500
1-5/8	1.6250	1.658	1.591	2-9/16	2.562	2.481	2.959	2.829	1-3/32	1.116	0.978	0.09	0.03	3.500	3.750
1-3/4	1.7500	1.785	1.716	2-3/4	2.750	2.662	3.175	3.035	1-5/32	1.196	1.054	0.12	0.04	3.750	4.000
1-7/8	1.8750	1.912	1.839	2-15/16	2.938	2.844	3.392	3.242	1-1/4	1.276	1.130	0.12	0.04	4.000	4.250
2	2.0000	2.039	1.964	3-1/8	3.125	3.025	3.608	3.449	1-11/32	1.388	1.175	0.12	0.04	4.250	4.500

NOTE: ALL DIMENSIONS ARE IN INCHES.



NiCKEL
SYSTEMS



nickel-systems.com
sales@nickel-systems.com
(215) 855-5633

ANSI B 18.2.1-2012

Nominal Size or Basic Product Diameter		E		F			G		H			R		LT	
		Full-size Body Diameter		Width Across Flats			Width Across Corners		Height			Radius of Fillet		Nominal Thread Length for Bolt Lengths	
		Max.	Min.	Basic	Max.	Min.	Max.	Min.	Basic	Max.	Min.	Max.	Min.	6 in. and Shorter Nom.	Over 6 in. Nom.
2-1/4	2.2500	2.305	2.214	3-1/2	3.500	3.388	4.041	3.862	1-1/2	1.548	1.327	0.19	0.06	4.750	5.000
2-1/2	2.5000	2.559	2.461	3-7/8	3.875	3.750	4.474	4.275	1-21/32	1.708	1.479	0.19	0.06	5.250	5.500
2-3/4	2.7500	2.827	2.711	4-1/4	4.250	4.112	4.907	4.688	1-13/16	1.869	1.632	0.19	0.06	5.750	6.000
3	3.0000	3.081	2.961	4-5/8	4.625	4.475	5.340	5.102	2	2.060	1.815	0.19	0.06	6.250	6.500