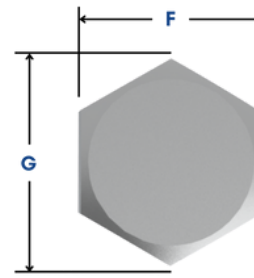
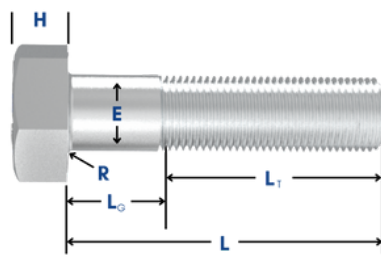




**Ni**CKEL  
SYSTEMS

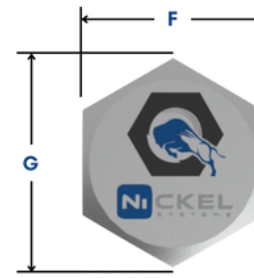
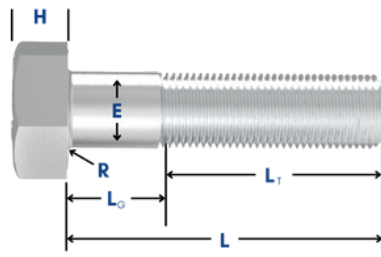


nickel-systems.com  
sales@nickel-systems.com  
(215) 855-5633

ANSI B 18.2.1-2012

Nominal Size or Basic Product Diameter	E		F			G		H			R		L <sub>T</sub>		
	Full-size Body Diameter		Width Across Flats			Width Across Corners		Height			Radius of Fillet		Nominal Thread Length for Bolt Lengths		
	Max.	Min.	Basic	Max.	Min.	Max.	Min.	Basic	Max.	Min.	Max.	Min.	6 in. and Shorter	Over 6 in.	
1/4	0.2500	0.260	0.237	7/16	0.438	0.425	0.505	0.484	11/64	0.188	0.150	0.03	0.01	0.750	1.000
5/16	0.3125	0.324	0.298	1/2	0.500	0.484	0.577	0.552	7/32	0.235	0.195	0.03	0.01	0.875	1.125
3/8	0.3750	0.388	0.360	9/16	0.562	0.544	0.650	0.620	1/4	0.268	0.226	0.03	0.01	1.000	1.250
7/16	0.4375	0.452	0.421	5/8	0.625	0.603	0.722	0.687	19/64	0.316	0.272	0.03	0.01	1.125	1.375
1/2	0.5000	0.515	0.482	3/4	0.750	0.725	0.866	0.826	11/32	0.364	0.302	0.03	0.01	1.250	1.500
5/8	0.6250	0.642	0.605	15/16	0.938	0.906	1.083	1.033	27/64	0.444	0.378	0.06	0.02	1.500	1.750
3/4	0.7500	0.768	0.729	1-1/8	1.125	1.088	1.299	1.240	1/2	0.524	0.455	0.06	0.02	1.750	2.000
7/8	0.8750	0.895	0.852	1-5/16	1.312	1.269	1.516	1.447	37/64	0.604	0.531	0.06	0.02	2.000	2.250
1	1.000	1.022	0.976	1-1/2	1.500	1.450	1.732	1.653	43/64	0.700	0.591	0.09	0.03	2.250	2.500
1-1/8	1.1250	1.149	1.098	1-11/16	1.688	1.631	1.949	1.859	3/4	0.780	0.658	0.09	0.03	2.500	2.750
1-1/4	1.2500	1.277	1.223	1-7/8	1.875	1.812	2.165	2.066	27/32	0.876	0.749	0.09	0.03	2.750	3.000
1-3/8	1.3750	1.404	1.345	2-1/16	2.062	1.994	2.382	2.273	29/32	0.940	0.810	0.09	0.03	3.000	3.250
1-1/2	1.5000	1.531	1.470	2-1/4	2.250	2.175	2.598	2.480	1	1.036	0.902	0.09	0.03	3.250	3.500
1-5/8	1.6250	1.658	1.591	2-7/16	2.438	2.356	2.815	2.616	1-3/32	1.116	0.978	0.09	0.03	3.500	3.750

NOTE: ALL DIMENSIONS ARE IN INCHES.



nickel-systems.com  
 sales@nickel-systems.com  
 (215) 855-5633

ANSI B 18.2.1-2012

Nominal Size or Basic Product Diameter	E		F			G		H			R		LT		
	Full-size Body Diameter		Width Across Flats			Width Across Corners		Height			Radius of Fillet		Nominal Thread Length for Bolt Lengths		
	Max.	Min.	Basic	Max.	Min.	Max.	Min.	Basic	Max.	Min.	Max.	Min.	6 in. and Shorter	Over 6 in.	
1-3/4	1.7500	1.785	1.716	2-5/8	2.625	2.538	3.031	2.893	1-5/32	1.196	1.054	0.12	0.04	3.750	4.000
1-7/8	1.8750	1.912	1.839	2-13/16	2.812	2.719	3.248	3.099	1-1/4	1.276	1.130	0.12	0.04	4.000	4.250
2	2.0000	2.039	1.964	3	3.000	2.900	3.464	3.306	1-11/32	1.388	1.175	0.12	0.04	4.250	4.500
2-1/4	2.2500	2.305	2.214	3-3/8	3.375	3.262	3.897	3.719	1-1/2	1.548	1.327	0.19	0.06	4.750	5.000
2-1/2	2.5000	2.559	2.461	3-3/4	3.750	3.625	4.330	4.133	1-21/32	1.708	1.479	0.19	0.06	5.250	5.500
2-3/4	2.7500	2.827	2.711	4-1/8	4.125	3.988	4.763	4.546	1-13/16	1.869	1.632	0.19	0.06	5.750	6.000
3	3.0000	3.081	2.961	4-1/2	4.500	4.350	5.196	4.959	2	2.060	1.815	0.19	0.06	6.250	6.500
3-1/4	3.2500	3.335	3.210	4-7/8	4.875	4.712	5.629	5.372	2-3/16	2.251	1.936	0.19	0.06	6.750	7.000
3-1/2	3.5000	3.589	3.461	5-1/4	5.250	5.075	6.062	5.786	2-5/16	2.380	2.057	0.19	0.06	7.250	7.500
3-3/4	3.7500	3.858	3.726	5-5/8	5.625	5.437	6.495	6.198	2-1/2	2.572	2.241	0.19	0.06	7.750	8.000
4	4.0000	4.111	3.975	6	6.000	5.800	6.928	6.612	2-11/16	2.764	2.424	0.19	0.06	8.250	8.500

NOTE: ALL DIMENSIONS ARE IN INCHES.